


# Overview of the P5 & P6 Chinese Curriculum

7 Feb 2015

# PSLE Grading System

<i>Grade</i>	<i>Marks</i>
<i>A*</i>	<i>91 - 100</i>
<i>A</i>	<i>75 - 90</i>
<i>B</i>	<i>60 - 74</i>
<i>C</i>	<i>50 - 59</i>
<i>D</i>	<i>35 - 49</i>
<i>E</i>	<i>20 - 34</i>
<i>Ungraded</i>	<i>&lt; 20</i>



# PSLE MT Components

## Mother Tongue (CL, ML and TL)

* Listening Comprehension	20
* Oral	50
* Composition	40
* Paper II	90
<b>Total</b>	<b>200</b>

# Assessment Framework P5

Term 1 Topical Tests	Term 2 SA1	Term 3 Topical Tests	Term 4 SA2
<p><b><u>Week 6</u></b></p> <ul style="list-style-type: none"> <li>Language Application <b>20 m</b></li> <li>Completing the dialogue <b>10 m</b></li> </ul>	<ol style="list-style-type: none"> <li>Oral <b>50 m</b></li> <li>Listening Comprehension <b>20 m</b></li> <li>Paper 2 <b>90 m</b></li> <li>Composition <b>40 m</b></li> </ol>	<p><b><u>Week 6</u></b></p> <p>Picture Composition <b>40 m</b></p> <ul style="list-style-type: none"> <li>- 5 + 1 pictures</li> <li>- 8 helping words</li> <li>- More than 100 words</li> </ul>	<ol style="list-style-type: none"> <li>Oral <b>50 m</b></li> <li>Listening Comprehension <b>20 m</b></li> <li>Paper 2 <b>90 m</b></li> <li>Composition <b>40 m</b></li> </ol>
<p><b><u>Week 9</u></b></p> <ul style="list-style-type: none"> <li>Language Application <b>20 m</b></li> <li>Completing the dialogue <b>10 m</b></li> </ul>		<p><b><u>Week 9</u></b></p> <p>Language Application <b>20 m</b></p> <p>Comprehension B OE <b>22 m</b></p>	
<b>0%</b>	<b>40%</b>	<b>0%</b>	<b>60%</b>

# Assessment Framework P6

<b>Term 1 CA1</b>	<b>Term 2 SA1</b>	<b>Term 3 Prelims</b>
Paper 2 <b>90 m</b>	<ol style="list-style-type: none"><li>1. Oral <b>50 m</b></li><li>2. Listening Comprehension <b>20 m</b></li><li>3. Paper 2 <b>90 m</b></li><li>4. Composition <b>40 m</b></li></ol>	<ol style="list-style-type: none"><li>1. Oral <b>50 m</b></li><li>2. Listening Comprehension <b>20 m</b></li><li>3. Paper 2 <b>90 m</b></li><li>4. Composition <b>40 m</b></li></ol>

# Composition (Paper 1)

Choose one of the following

- Picture Composition
- Titled Composition

**Ideal: 250 words and more**

**(It is difficult to get good marks if there is not enough content)**



# Picture Composition

**Studying the picture carefully**

**Story sequence and idea arrangement (Do not have to follow picture sequence, but have to arrange ideas carefully to tell the story)**

**Not easy to write out of point if the sequence is followed.**

**Developing the story**

**Making full use of the dictionary**

# Titled Composition

**Analysing the given title**

**(Do not attempt this if you are not sure of the title/topic)**

**Ensuring that you do not write out of point**

**Using the guidelines given properly**

**Developing the story**



# What The School Is Doing (Composition)

- \* List of good phrases provided to pupils.
- \* Good phrases and sentences included in spelling list.
- \* 1 compo writing exercise after every other unit.
- \* Structured writing strategies taught
- \* Reading and learning from model compositions.



# Oral


## a) ORAL

- **READING (20M)**
- **PICTURE DESCRIPTION (20M)**
  - Set close to students' daily life context
  - Places: supermarket, library, field, beach, canteen etc
  - Events: celebrations, visits to home, art lesson, funfair etc
- **CONVERSATION (10M) – STUDENTS WILL BE PROMPTED TO ANSWER QUESTIONS ASKED BY EXAMINER**
  - Topic will be closely tagged to the picture

# Oral

## Picture description

- Organise the sequence when describing the picture.
- Be familiar with objects that come out frequently in different pictures.
- Focus on one or two areas for elaboration. Add in your opinion.
- Practise using the resource guide at home.



# Oral

## Conversation

- Important to build on content and add in personal experience.
- Conversation package. Topics that the pupils should be familiar with.
- Practise using the resource guide at home.



# Paper 2

- \* **Language Use and Comprehension**
- \* **Booklet A**
  - \* **Language Application 20 m**
  - \* **Cloze Passage 12 m**
  - \* **Comprehension MCQ 14 m**  
**(2 passages)**
- \* **Booklet B**
  - \* **Compete the Dialogue 10 m**
  - \* **Comprehension OE 34 m**
  - \* **(2 passages)**

# Vocabulary Building

- \* Need to be familiar with vocabulary in the textbook. Focus on P5 and P6.
- \* Additional vocabulary lists given will be given to help tackle comprehension questions (list of proverbs and adjectives)
- \* Practise diligently.



# Comprehension

## Types of questions

Find words of the same meaning

Straight forward questions

Classification – compare and contrast

Other techniques – rephrasing from a dialogue  
speech

Conclusive – guess the next action

Analytical – What is the lesson/ value drawn



# How you can help


- \* Important to place emphasis on CL as well for overall excellence.
- \* Set joint targets and work to improve in each assessment.
- \* Challenge and encourage your son to achieve his best
- \* Check your son's work and progress regularly





# Area of Focus

- \* **Composition (40 marks)**
- \* **Oral (50 marks)**
- \* **Vocabulary Building**
- \* **Comprehension**
  - **MCQ (14 marks)**
  - **Open ended (34 marks)**



**Thank You!**