

# Primary 6

## Foundation Mathematics



**ST JOSEPH'S INSTITUTION JUNIOR**

*A Lasallian School of the *Bella Salle* Brothers*



## Math Assessment Plans

Term 1	Mini Test	
Term 2	Mini Test	
Term 3	Prelim	100%
Term 4	PSLE	



**ST JOSEPH'S INSTITUTION JUNIOR**

A Lasallian School of the *Bella Salle* Brothers



# Examination Format

- Paper 1 – non calculator component
- Paper 2 – calculator component

*There will be a break between the two papers*



**ST JOSEPH'S INSTITUTION JUNIOR**

*A Lasallian School of the* *Bellaire* *Brothers*



# Examination Format

## Paper 1 – Foundation Math

Paper	Item Type	No. of Qns.	No. of marks per Qn.	Weighting	Duration
1	Booklet A MCQ	10	1	10%	1 hour
		10	2	20%	
	Booklet B Short-ans	10	2	20%	
Total				50%	



**ST JOSEPH'S INSTITUTION JUNIOR**

A Lasallian School of the *Bella Falls* Brothers



# Examination Format

## Paper 2 - Foundation

Paper	Item Type	No. of Qns.	No. of marks per Qn.	Weighting	Duration
2	Short-ans	10	2	20%	1 h
	Structured / Long-ans	6	3 or 4	20%	
Total				40%	



**ST JOSEPH'S INSTITUTION JUNIOR**

A Lasallian School of the *Bella Salle* Brothers



# Time Management

## Duration for Paper 1 : 1 hour

Booklet A : 25 minutes

Booklet B : 25 minutes

Checking : 10 minutes

## Duration of Paper 2 : 1 hour

10 Short answer questions : 25 minutes

6 Long structured questions : 25 minutes

Checking : 10 minutes





**ST JOSEPH'S INSTITUTION JUNIOR**

A Lasallian School of the *Bella Salle* Brothers



## 2 Mark-Short Answer Question

	2 mark	1 mark
Correct answer		
Correct method but wrong answer		



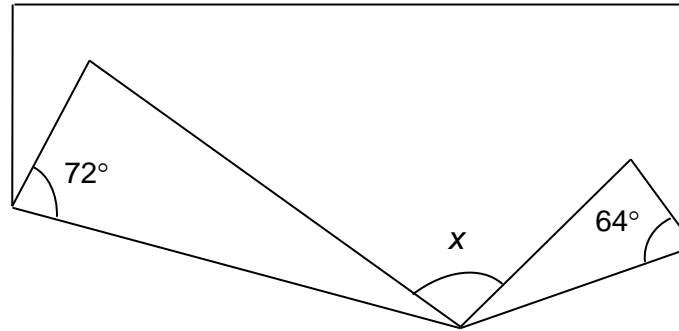
**ST JOSEPH'S INSTITUTION JUNIOR**

A Lasallian School of the *Bella Salle* Brothers



# Correct Method But Wrong Answer

The figure below shows a rectangular piece of paper folded at two of its corners. Find  $\angle x$ .



$$90^\circ - 72^\circ = 18^\circ$$

$$90^\circ - 64^\circ = 26^\circ$$

$$180^\circ - (18^\circ \times 2) - (26^\circ \times 2) = \underline{92^\circ} \quad (\text{M1 A1})$$

$$90^\circ - 72^\circ = 16^\circ$$

$$90^\circ - 64^\circ = 26^\circ$$

$$180^\circ - (16^\circ \times 2) - (26^\circ \times 2) = \underline{96^\circ} \quad (\text{M1})$$



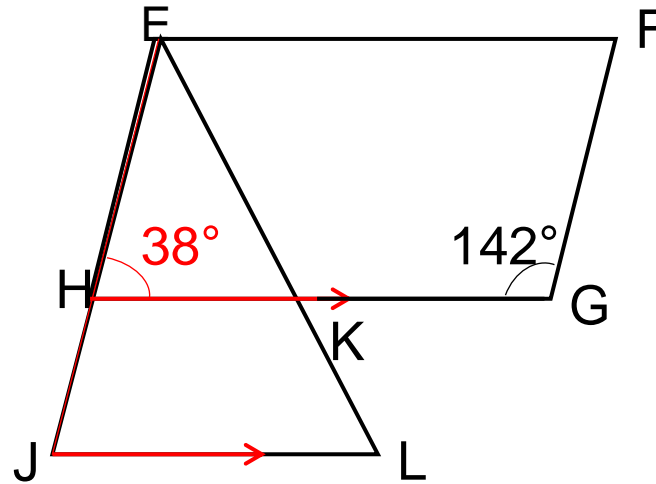
# Structured/ Long Answer Question

- For each question, pupils have to show his working steps clearly.
- Marks are allocated for correct method or workings shown.
- For questions on Angles, pupils have to label the angles explicitly in the number sentences or mark them in the figures.



# Labelling the angles in the solutions

In the figure below (not drawn to scale), EFGH is a parallelogram and EHL is a triangle.  $\angle FGH = 142^\circ$  and  $HG \parallel JL$ . Find  $\angle HJL$ .



$$\begin{aligned}\angle EHG &= 180^\circ - 142^\circ \\ &= 38^\circ\end{aligned}\quad (M1)$$

$$\begin{aligned}\angle JHK &= 180^\circ - 38^\circ \\ &= 142^\circ\end{aligned}\quad (M1)$$

$$\begin{aligned}\angle HJL &= 180^\circ - 142^\circ \\ &= 38^\circ\end{aligned}\quad \begin{matrix} (M1) \\ (A1) \end{matrix}$$



# Common Errors

TOPICS	
Numbers	<p>Arrange the following numbers from the largest to the smallest.</p> <p>6, 6.3, 6.03</p> <p>Pupils tend to write 6 is greater than 6.03</p>



# Common Errors

TOPICS	
Numbers	<p>7.26 x 8 . Give your answer to 1 decimal place.</p> <p>Pupils did not know how to deal with the place holder “0” in the answer 58.08.</p> <p>A common wrong answer is 58.8.</p>



# Common errors

TOPICS	
Measurement	Pupils stumbled over the conversion of metres-centimetres.



**ST JOSEPH'S INSTITUTION JUNIOR**

A Lasallian School of the *Bella Salle* Brothers



# Strategy for Solving Word Problems

Step 1 : **R**ead questions carefully.

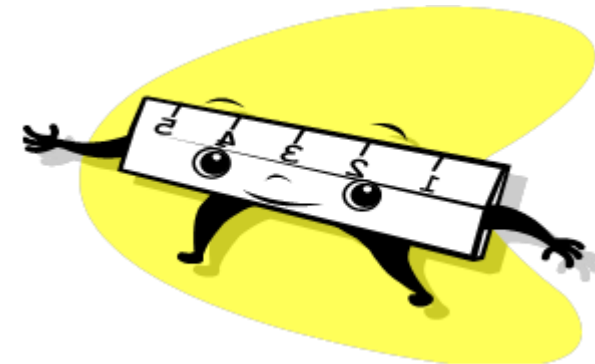
Step 2 : **U**nderline magic words.

Step 3 : **L**ook for clues.

Step 4 : **E**quations are a MUST!

Step 5 : **R**eady to check. (Use estimation to check the reasonableness of answers.)

# RULER!



**ST JOSEPH'S INSTITUTION JUNIOR**

*A Lasallian School of the *Bella Salle* Brothers*



# Curriculum Matters

## Some class routines

- ☐ Draw model using pencil and ruler
- ☐ Corrections to be completed in green
- ☐ Homework to be handed in the following day



# What a child should do....

1. Build a strong foundation in basis knowledge.
2. Constant revision
  - Practise questions of different concepts to strength the concepts.
3. Revise all the topics that would be tested, including previous and current year topics.
4. Start out with simple sums before moving on to more difficult sums.



**ST JOSEPH'S INSTITUTION JUNIOR**

A Lasallian School of the *Bella Salle* Brothers



# Some exam strategies

1. Always attempt the questions according to the order in the paper to build up confidence for the rest of the paper.
2. If the pupil come across a difficult question, he should skip it and move on before going back. (Hopefully not too many)



**ST JOSEPH'S INSTITUTION JUNIOR**

A Lasallian School of the *Bella Salle* Brothers



# Some exam strategies

## 3. **Guess and Check :**

- Should be the last resort to solve problems.
- Is important to label the tables and to check against the criteria specified in the questions.
- Write neatly as the pupils tend to be untidy in the presentation



**ST JOSEPH'S INSTITUTION JUNIOR**

A Lasallian School of the *Bella Salle* Brothers





**ST JOSEPH'S INSTITUTION JUNIOR**

A Lasallian School of the *Bethlehem* Brothers

